

Date _____
 AVFI Sales REP _____
 Customer Signature _____

Quote No. _____
 Customer No. _____
 AVFI No. _____

Office Use Only

To generate your order form, please refer to the information provided below to insert the alphabetic and/or numeric code in the respective category boxes. Please note that without this filled out Order Form, your purchase **cannot** be processed.

1	2	3	4
Product Model	Finish	Chargeable Accessories (One Code Per Box)	Custom Cutouts
PDYZ35			




1 Product Model












Code **PDYZ35**

2 Choose Product Finish

Standard Finishes (Ships within 1-14 days)

 Code FMT (Fusion Maple)	 Code BRT (Baroque)	 Code SGT (Shark Grey)
---	--	---

Optional Finishes (Ships within 28 days)

 APT	 RCT	 CLT	 CJT	 ART	 ELT	 CWT	 BAT	 EBT
--	---	--	--	--	--	--	--	--

3 Chargeable Accessories (Check all that apply)

Code **00** No Accessories

Code **C1** **CNLYZ13** 13" ConsoleQty _____

Code **C2** **CNLYZ26** 26" ConsoleQty _____

Code **C6** **CNLYZ40** 39" ConsoleQty _____

Code **D1** **MIC-18** MX418 Microphone (Cutout required)....Qty _____

Code **D2** **LIGHT-18** Gooseneck Light (Cutout required).....Qty _____

Code **D3** **FM3** Timer/Clock (Cutout required).....Qty _____

Code **D4** **FAN** Quiet Cooling Fan (Cutout required).....Qty _____

Code **E0** **POP5** Power-Data Module (Cutout required).....Qty _____

Code **E1** **PB** 6 Outlet Power BarQty _____

Code **E3** **CUB3** Round Cable Well (Cutout required).....Qty _____

Code **E4** **SF-PB3** 3 Outlet Power Bar (Cutout required).....Qty _____

Code **E5** **CUB5** Black Round Cable Well (Cutout required)..Qty _____

Code **E6** **CUB5** Silver Round Cable Well (Cutout required)..Qty _____

Code **E7** **PC-PATCH** Power-Data Module(Cutout required)..Qty _____

Code **E8** **CUB8** Table Top Cable Well (Cutout required).....Qty _____

Code **K1** **C900S** Single Monitor ArmQty _____

Code **K2** **C900D** Dual Monitor ArmQty _____

Code **K3** **PLM1022** Monitor Mount.....Qty _____

Comments (Please use this section to provide additional information)

Notes

CAD Drawings/Symbols
 CAD drawings are available by request at sales@vegroup.net


Custom Cutouts
 Estimated lead time is 2-4 weeks from receipt of P.O. and signed drawings.

Customizations
 Modifications to design such as shape and/or size variations have to be quoted on a per case basis and are applicable for quantities of 10+ only.

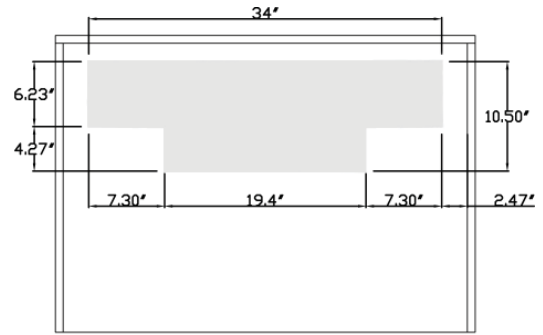
Custom Cutout Option on Page 2

Please indicate custom cutout location on the drawing(s) below

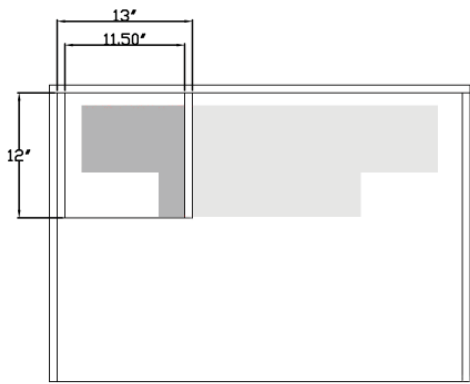
4 Custom Cutout Option (Extra charges will apply)



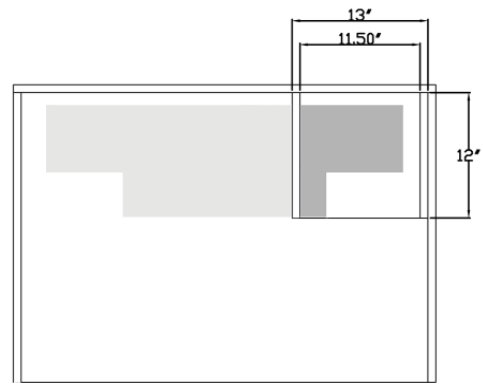
Flat surface (no cutouts)



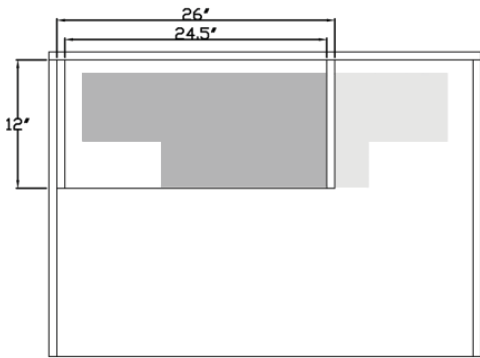
Flat surface cutout



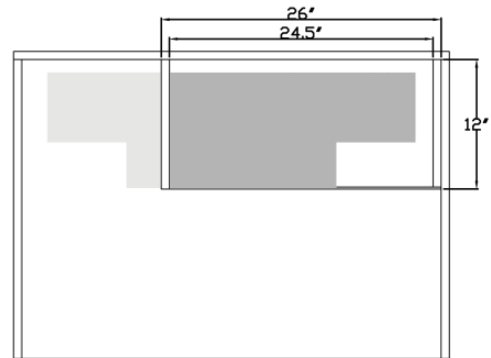
13" CNL left



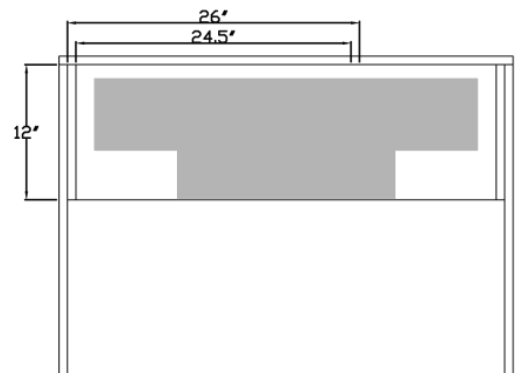
13" CNL right



26" CNL left



26" CNL right



39" CNL

Code **CO** No Custom Cutout

Code **CC** Custom Cutout (Specify on Cutout Area(s) Above)

Cutout Area (Flat Surface)

Cutout Area (Consoles-CNL)